


# HTL 2150W/2168



## 5.0/6.8 Ton Two-post Lift

Dual side manual lock release



EAC

## Technical Features




### Control

Power pack with UP button and manual lowering valve handle



### Lifting Arms

Asymmetric 3-stage lifting arms




### Lifting Pad

Drop-in type dual stage threaded lifting arm pad



### Arm Locks

Automatic arm locking during lifting and automatic unlocking when the arm reaches the floor



### Lock Release

Safety locks with automatic engagement and dual side manual lock release



### Arm Holder

C-type enclosed arm holder give more strength and safety



### Foot Protection

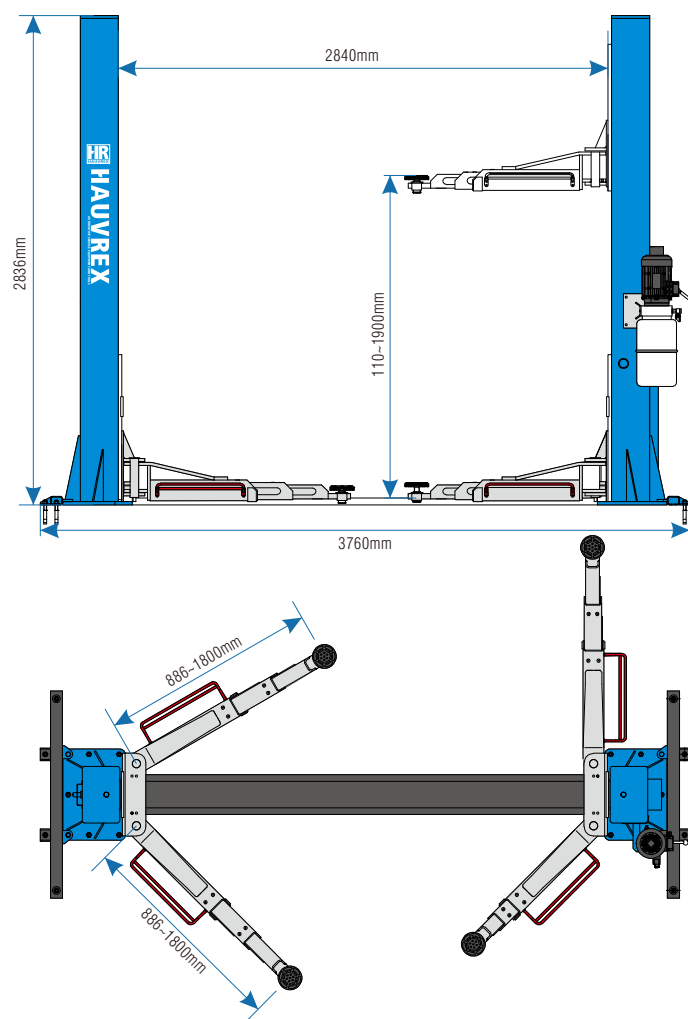
Lifting arms equipped with foot protection bars



### Door Protection

Anti-collision door protection rubber on carriages

## Technical Drawing



## Technical Data

Lifting Capacity	5,000kg/6,800kg
Min. Height	110mm
Max. Lifting Height	1,900mm
Overall Height	2,836mm
Overall Width	3,760mm
Width between Posts	2,840mm
Lifting Arm Length	886~1800mm
Lifting/Lowering Time	55Sec./45Sec.
Motor Power	3.0kW
Power Supply	380V/50Hz/3Ph 220V/50Hz/1Ph